

ONLINE SAFETY

WITH RICHARD SMITH

1ST DEC 2021




Moorfield Primary School

YOUR DIGITAL PROFILE



MANAGING
ONLINE



EDUCATING
CHILDREN




SUCCESS

Online Safety

KS1: use technology safely and respectfully, keeping personal information private; identify where to go for help and support when they have concerns about content or contact on the internet or other online technologies.

KS2: use technology safely, respectfully and responsibly; recognise acceptable/unacceptable behaviour; identify a range of ways to report concerns about content and contact

Online Safety



Kiddle

Safe visual search engine for kids



Google Custom Search

Web


Facts

Images

Kimages

News

Videos



CEPHALONEWS

2021-10-22 **Baby Octopuses Grow Hundreds Of Temporary Organs, Then Lose Them Without A Trace** (Live Science)

They hide in holes and open like umbrellas — but what

Help Save The **ENDANGERED**

PACIFIC NORTHWEST TREE OCTOPUS

From **EXTINCTION!**

[About](#)

[HELP!](#)

[FAQs](#)

[Sightings](#)

[Media](#)

[Activities](#)

[Links](#)

THE PACIFIC NORTHWEST TREE OCTOPUS

The Pacific Northwest tree octopus (*Octopus paxarbolis*) can be found in the **temperate rainforests** of the Olympic Peninsula on the west coast of North America. Their habitat lies on the Eastern side of the Olympic mountain range, adjacent to Hood Canal. These solitary cephalopods reach an average size (measured from arm-tip to mantle-tip,) of 30-33 cm. Unlike most other cephalopods, tree octopuses are amphibious, spending only their early life and the period of their mating season in their ancestral aquatic environment. Because of the moistness of the rainforests and specialized skin adaptations, they are able to keep from becoming desiccated for prolonged periods of time, but given the chance they would prefer resting in pooled water.




KEEP EVERYONE TRAINED AND
INFORMED

Start here >

Education for a Connected World – 2020 edition

A framework to equip children
and young people for digital life



Equipped for a digital life



Self-image and identity

This strand explores the differences between online and offline identity beginning with self-awareness, shaping online identities and media influence in propagating stereotypes. It identifies effective routes for reporting and support and explores the impact of online technologies on self-image and behaviour.



Online relationships

This strand explores how technology shapes communication styles and identifies strategies for positive relationships in online communities. It offers opportunities to discuss relationships, respecting, giving and denying consent and behaviours that may lead to harm and how positive online interaction can empower and amplify voice.



Online reputation

This strand explores the concept of reputation and how others may use online information to make judgements. It offers opportunities to develop strategies to manage personal digital content effectively and capitalise on technology's capacity to create effective positive profiles.



Online bullying

This strand explores bullying and other online aggression and how technology impacts those issues. It offers strategies for effective reporting and intervention and considers how bullying and other aggressive behaviour relates to legislation.



Managing online information

This strand explores how online information is found, viewed and interpreted. It offers strategies for effective searching, critical evaluation of data, the recognition of risks and the management of online threats and challenges. It explores how online threats can pose risks to our physical safety as well as online safety. It also covers learning relevant to ethical publishing.



Health, well-being and lifestyle

This strand explores the impact that technology has on health, well-being and lifestyle e.g. mood, sleep, body health and relationships. It also includes understanding negative behaviours and issues amplified and sustained by online technologies and the strategies for dealing with them.



Privacy and security

This strand explores how personal online information can be used, stored, processed and shared. It offers both behavioural and technical strategies to limit impact on privacy and protect data and systems against compromise.



Copyright and ownership

This strand explores the concept of ownership of online content. It explores strategies for protecting personal content and crediting the rights of others as well as addressing potential consequences of illegal access, download and distribution.

Phishing	Sending electronic communications which attempt to obtain personal details (such as usernames, passwords, bank details) by claiming to be from a legitimate source. This information may then be used fraudulently.
Pirate sites	Sites which provide links to download online content such as films, music, games and software illegally without payment.
Political agenda	An underlying political motivation for sharing content or messages.
Pop-up blockers	Prevents pop-ups from displaying in a user's browser. Pop-up blockers work in a number of ways: some close the window before it appears, some disable the command that calls the pop-up, and some alter the window's source HTML.
Pop-ups	A form of online advertising usually commercial in nature, but can also be linked to malware, viruses and pornography. Content "pops up" on screen in a second window; can be managed and limited through browser settings or third party malware apps.
Profile	The information a user shares on social media presenting some personal details to other users. It may contain images, likes, hobbies, their network of contacts, contact details etc. Profiles can be unrepresentative and misleading (see also fake profiles).
Propaganda	<p>The deliberate provision of:</p> <ul style="list-style-type: none">• information that whilst accurate may be narrowly selected, failing to present other pertinent facts• disinformation that is not factually accurate• a combination of information and disinformation where the inclusion of valid information is intended to mask or legitimise the disinformation <p>with the intention of influencing the choices, actions or beliefs of others.</p>

The screenshot displays the Purple Mash website interface. At the top left, there is a navigation bar with the Purple Mash logo and several icons: a checkmark, a folder, a globe, and a bell. Below these are tabs for Home, 2Dos, Work, Sharing, and Alerts. On the top right, there is a user profile section with the text "Your child's name" and "Werneth Primary School" next to a silhouette icon and a "logout" link. The main content area features a purple header with the word "Home", a search bar, and an "Add filter" button. Below the header is a grid of activity tiles: "Tools" (with a calculator and "2020" display), "Games" (with green blocks and a red ball), "Mini Mash" (with the text "mini mash"), "Serial Mash" (with a book and a cat), "English" (with "abc" and a pencil), "Mathematics" (with "123" and a compass), "Science" (with a flask), "Computing" (with a laptop), "Art" (with a palette and brush), and "Topics" (with a collage of images). On the right side, there are two "Featured:" sections. The first is "Weekly Activities" with two house icons labeled "5 to 7" and "8 to 11", and a description: "A selection of weekly activities for ages 5 to 7 and 8 to 11 for home learners." The second is "Staying Healthy" with an image of a girl and a description: "A selection of activities all about staying healthy, including activities on the Corona Virus."

Moorfield Primary offer families a secure learning site that encourages online activity



AMAZING
ICI
ONLINE SAFETY

Safe Use of Online Games and platforms



YOU DECIDE

Any platforms? Which platforms? Settings?



EXAMPLE 1.

Entertainment platform

TikTok



TIKTOK

TikTok

- TikTok has an age rating of 13+
- A social media platform that lets you create, share and discover 60 second videos
- Music and effects can be used to enhance the videos
- Can browse other people's videos and interact with them.
- Strangers could message people
- Must aim to keep personal information and location private

TIKTOK - STAYING SAFE

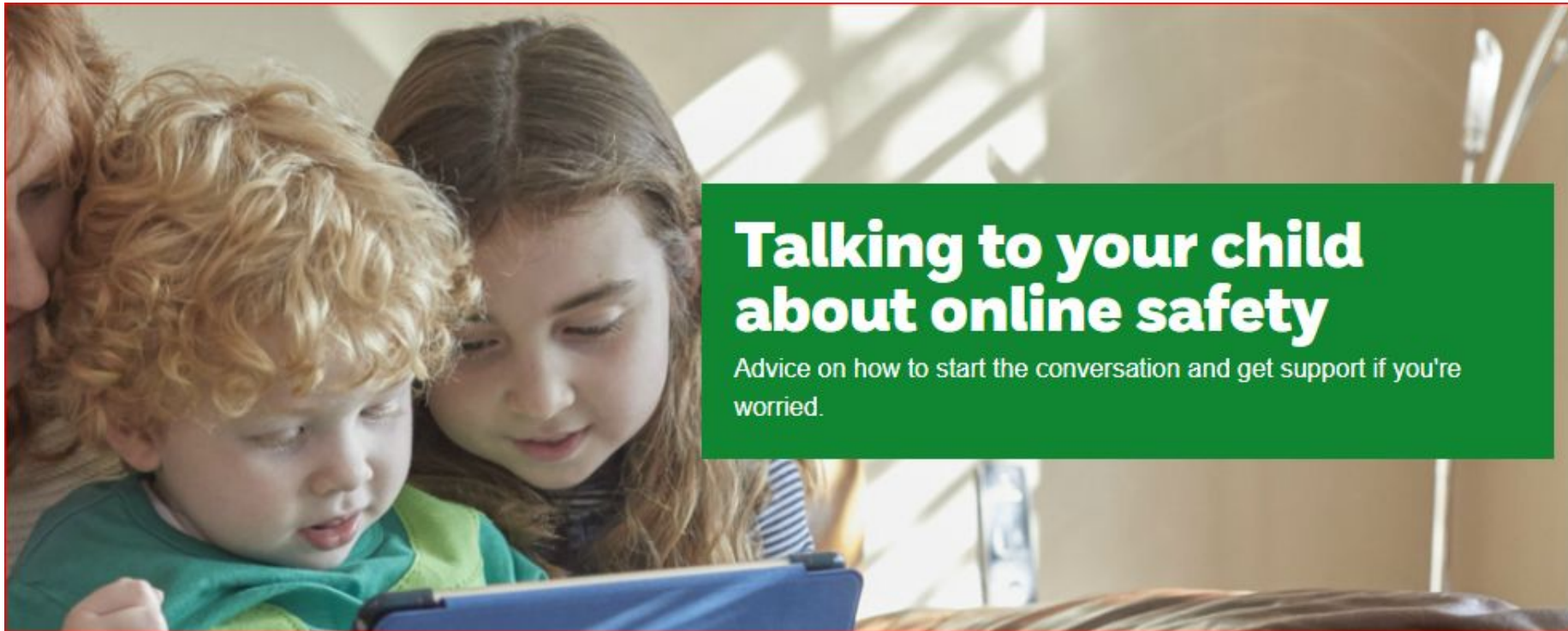


- Talk to your child about online safety. Guidance can be found here:

<https://www.nspcc.org.uk/keeping-children-safe/online-safety/talking-child-online-safety/>

- Set profile to private
- Set up family sharing






Talking to your child about online safety

Advice on how to start the conversation and get support if you're worried.

TIKTOK - STAYING SAFE

TikTok



 View profile

 Get coins

 Settings

 English

 Feedback and help

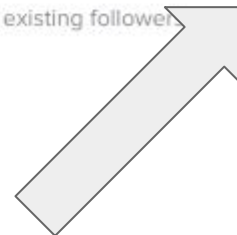
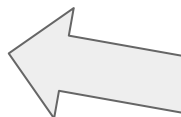
 Log out

Privacy

Discoverability

Private account

With a private account, only users you approve can follow you and watch your videos. Your existing followers won't be affected.



TIKTOK - STAYING SAFE



How to use Family Pairing

Parents who want to use Family Pairing must create their own TikTok accounts. Parents then need to get their children (TikTok has an age limit of 13) to agree to have their accounts linked via Family Pairing. Once they've agreed, parents simply need to scan a QR code buried inside the Digital Wellbeing section of their kid's TikTok account. Follow these steps:

1. Open TikTok on both phones.
2. Go to profile, then head to settings (it's the "... " button in the top-right corner).
3. Scroll down to Digital Wellbeing.
4. Tap Family Pairing and select whether the phone belongs to the adult or the teen.
5. You'll have to scan a QR code on one phone with the other to link the accounts.
6. Now, the adult can access the parent password-protect security features.

Kids will be able to disable the Family Pairing feature at any time, though the parents will receive a notification.





EXAMPLE 2

Games platform

ROBLOX



ROBLOX

ROBLOX

- More than 150 Million users worldwide
- Allows users to create their own gaming experience using Roblox Studio: building levels and games then allowing other people to play them.
- Players can play either on their own or with other people online.
- Roblox has a PEGI rating of 7+
- Designed to foster creative thinking
- Has been in the news amid concerns over users' safety

ROBLOX - WHAT TO WATCH!



- Although rated 7+, the game itself has no minimum age. It will ask for a D.O.B on registration, but this can be easily manipulated.
- With no age rating, there will be games made that fall into teen/adult category.
- The game, historically, has attracted scammers and online predators - Roblox always aim to maintain a safe space with human moderators for players' protection, but there will, sadly, always be individuals who try to bypass these safeguards in an attempt to chat to children and communicate outside of the game.
- Robux is the currency within the game with in app purchases and subscription fees. Sometime children can subscribe to these without intentionally knowing.
- Users can join group chats with almost anyone in the chat and party function.



ROBLOX - GUIDANCE TO MANAGE AND STAY SAFE



- Disable messages if there are any concerns. Setting can be set to only talk to known friends.
- Set the parental controls - moderate who can talk to and which games they can play. To enable these, add your email address to your child's account through the security menu and create a pin to stop settings being altered. In the privacy menu apply moderation to in-game chat, personal messages, invites and more.
- Do foster and encourage creativity - great place to start game design!



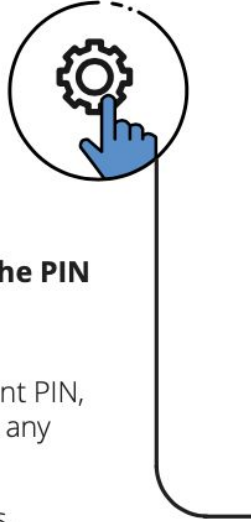
ROBLOX - HOW TO...

Adding a PIN to your account

- Click the **Gear icon** in the upper right corner and click **Settings**
- Select **Security** in the menu on the left-hand side of the screen
- In the **Account PIN** section, press the **Toggle** button
- You will be asked to **create and confirm the PIN**
- When you're done, press **Add**

All account settings are protected by the account PIN, which will need to be entered in order to make any changes.

Creating a PIN requires a verified email address. You will be prompted to add and verify your email if the account does not have one.




ROBLOX

Use the Roblox checklist to check privacy and safety settings.

Available in folder.

DIGITAL FOOTPRINT



<https://www.thetimes.co.uk/article/draw-your-own-digital-footprint-dhwdsbvxm>



AMAZING
ICI
ONLINE SAFETY

Managing your devices: Parental Control

WHAT ARE PARENTAL CONTROLS?

‘Parental controls are the names for a group of settings that put you in control of what content your child can see. Combined with privacy settings these can help you protect your children from the things they shouldn’t see or experience online.’



< [Broadband](#) < Parental Control

Parental controls for Internet

Virgin Media parental controls are the tools we offer to help keep your family web safe. Enjoy proactive peace of mind so you can have the benefits of broadband, with less of the worry.



Internet service providers are key



What do I need?

An iPhone or iPad device and account

Restrictions you can apply

- Apps Access
- Browser Access
- In App purchasing
- Inappropriate content
- Media streaming
- Online games
- Parental control
- Sharing Data
- Sharing location
- Social networking
- Timer



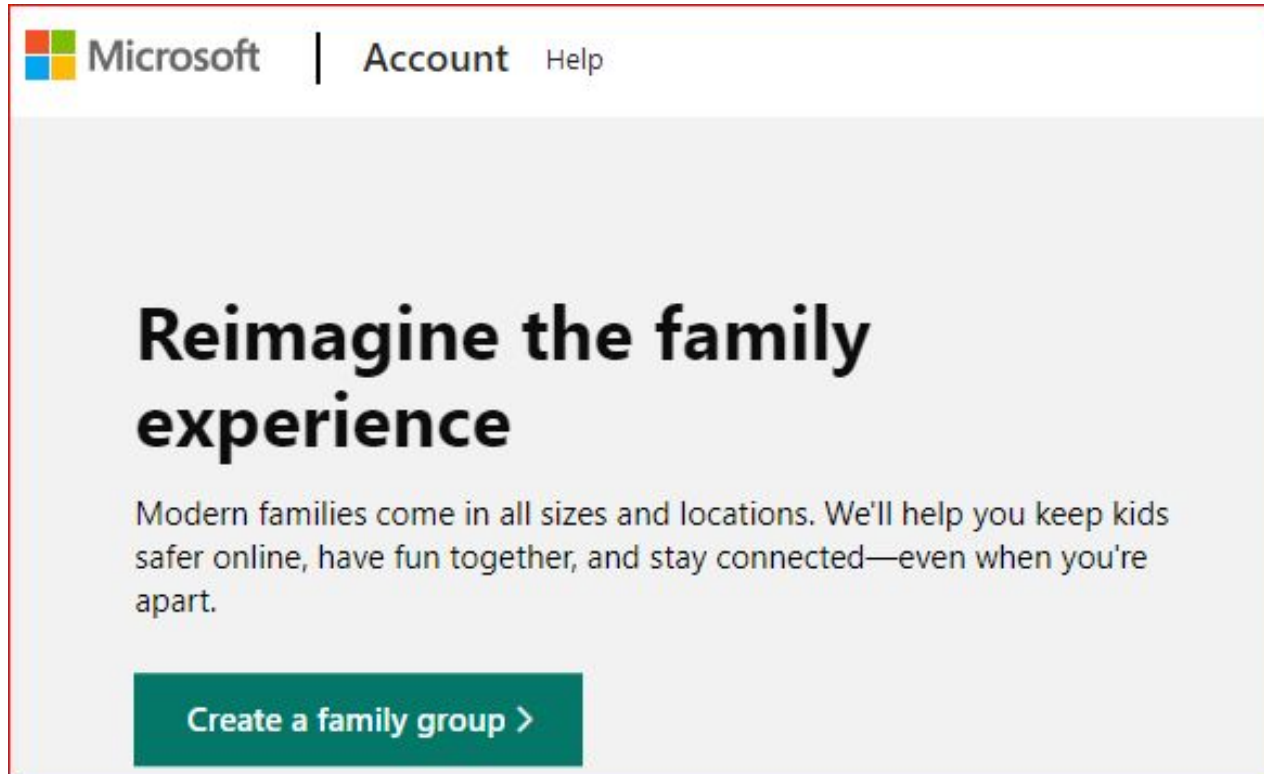
LOCKING APPS ON THE IPAD - GUIDED ACCESS

This feature allows you to restrict the iPad to a single app.

It ensures that other apps cannot be accessed whilst in that app.



MICROSOFT FAMILY SAFE



The screenshot shows the top navigation bar of the Microsoft Family Safe website. On the left is the Microsoft logo, followed by a vertical separator line, the text "Account", and "Help". The main content area has a light gray background. The headline "Reimagine the family experience" is in a large, bold, black font. Below it is a paragraph of text: "Modern families come in all sizes and locations. We'll help you keep kids safer online, have fun together, and stay connected—even when you're apart." At the bottom of this section is a dark green button with the text "Create a family group >" in white.

Microsoft | Account Help

Reimagine the family experience

Modern families come in all sizes and locations. We'll help you keep kids safer online, have fun together, and stay connected—even when you're apart.

Create a family group >

GOOGLE FAMILIES (FAMILIES.GOOGLE)



NOT ONLY A WAY TO MANAGE GOOGLE SERVICES, BUT ALSO HAS LOTS OF INFORMATION AND GUIDANCE TOO!




Tips for getting your kid's first phone

Buying a child's first phone isn't an easy decision. Learn how to decide if it's the right time for your child.

[Read article](#)

MOBILE DEVICES





The banner features a green background with three smartphones. The leftmost phone shows a 'STAY CLOSE' notification with a circular progress indicator. The middle phone shows a social media profile with a map. The rightmost phone shows a home screen with various app icons. A dashed white line connects the phones in a semi-circle. Below the phones are four icons representing safety features: a speech bubble with symbols, an eye with a slash, a thumbs down, and a trash bin with a card.


monqi Why Monqi? Features News & Articles Contact


STAY CLOSE


Starting children the right way with technology


 App Store

 Google Play


PREVENT ONLINE BULLYING


NO ILLICIT CONTENT


NO BAD HABITS


NO UNAUTHORISED PURCHASES

GOOGLE FAMILIES: GOOGLE FAMILY LINK FOR PARENTS APP (APPLE AND ANDROID)



- 1) Helps guide them to good content - view their apps, manage the apps and feed curiosity
- 2) Keep an eye on screen time - set limits, lock their device.
- 3) See where they are - check location

APP

Set
screen
limits



Screen Time settings for 'Bedtime'.

Toggle: Scheduled

Day	Time Range	Status
MON	20:00 – 07:00	✓
TUE	20:00 – 07:00	✓
WED	20:00 – 07:00	✓
THU	20:00 – 07:00	✓
FRI	20:00 – 07:00	✓
SAT	20:00 – 07:00	✓
SUN	20:00 – 07:00	✓

Supervised Android phones, tablets and Chromebooks will lock at bedtime. Calls will be allowed, in case Chris needs to contact you.

[Learn more](#)

View
daily
activity



Apps screen showing daily activity for 'Today, Jul 4'.

Time filter: Day | Week | Month

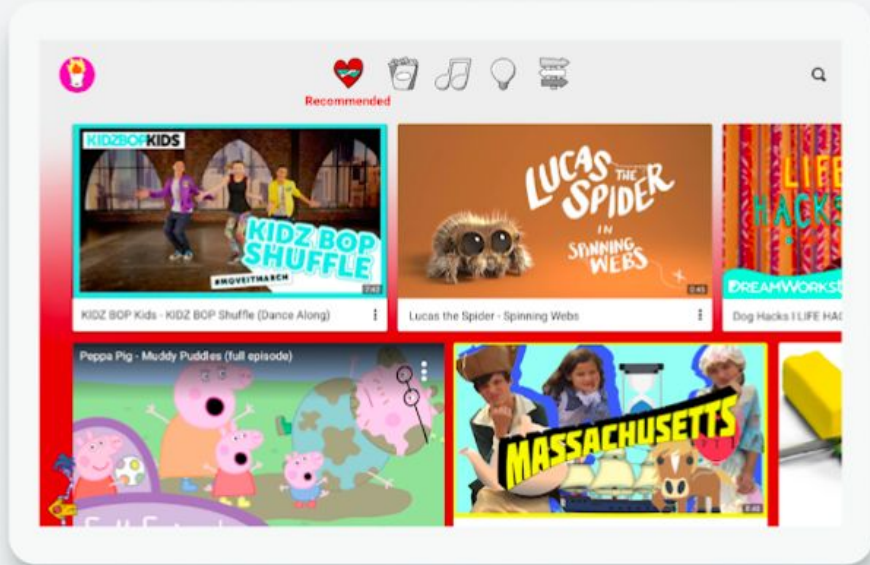
Activity: 1 hour 34 minutes total

Day	Time Spent
Mon	~0.5h
Tue	~0.7h
Wed	~1.8h
Thu	~1.2h
Fri	~0.7h
Sat	~1.4h
Sun	~1.6h

Time spent ↓

- Idle Military: 58 mins
- Deathigner: 26 mins
- Google Chrome: Fast & Se...: 5 mins
- Spotify: Free Music and Po...: 4 mins

YOUTUBE - YOUNG CHILDREN SHOULD BE USING YOUTUBE KIDS



YouTube Kids

Make it fun for your child to discover new interests on their own, and simpler for you to guide their journey along the way.

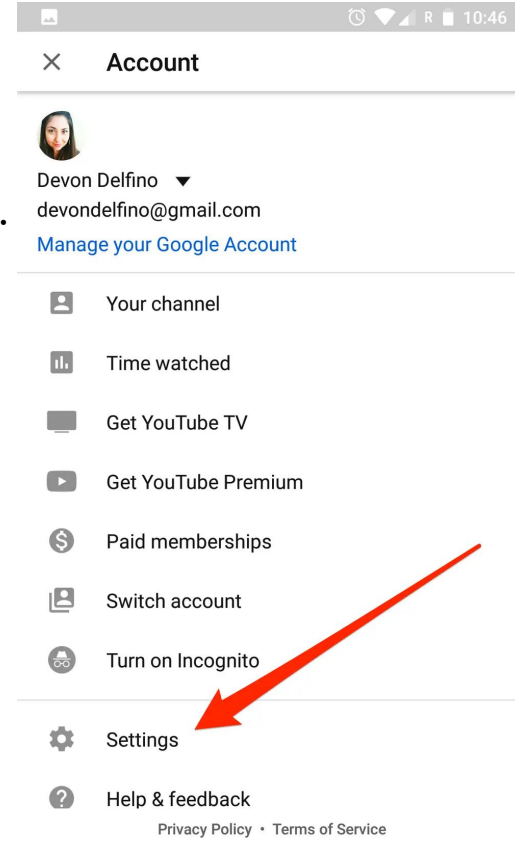
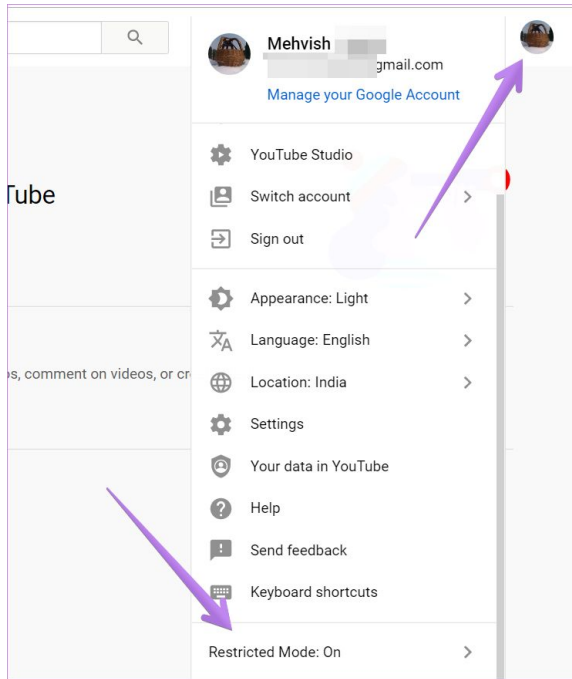
[Explore YouTube Kids](#) 

YOUTUBE - 5 WAYS TO STAY SAFE

- 1) Setting up the family account - on 'families'
- 2) Turn on Safety Mode - located at the bottom of the YouTube page
(need to be logged in for it work!)
- 3) Subscribe to trusted channels - keep them focussed on the content you approve of
- 4) Upload privately - if chn want to upload, limit who can view!
- 5) Disable Comments - no offensive comments

YOUTUBE - RESTRICTED MODE

For this to be activated, you must be logged in.



YOUTUBE - FULL SCREEN



Insert a 'hyphen' between t and u

Useful for teachers too.



AMAZING
ICI
ONLINE SAFETY

Managing Social Media

SOCIAL MEDIA




- Age restrictions
- Privacy settings
- Sharing information
- Block and report



AMAZING
ICI
ONLINE SAFETY

Educating our Children

GOOGLE'S INTERLAND



Be Internet Awesome

Find resources to help kids be safe, smart, and positive online explorers. Be Internet Awesome is a free resource that teaches kids the fundamentals of digital citizenship and safety.

[Explore Be Internet Awesome](#) 

https://beinternetlegends.withgoogle.com/en_uk/parents/



THINKUKNOW

JESSIE & FRIENDS

Watching Videos

Episode 1



4 - 7 year olds



8-10 year olds

BLETCHLEY PARK - MAIL MAZE

Summary Details - Parkbook

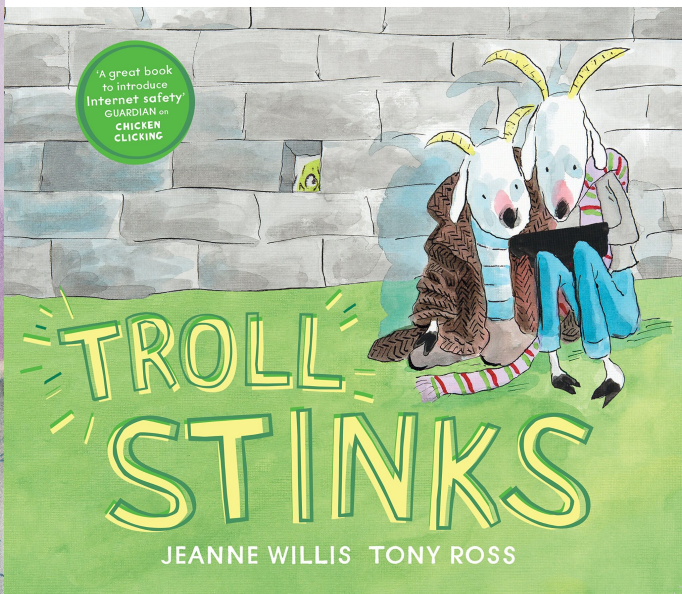


- ! Well done, you created a secure password, but to make it more secure you could include a symbol.
- ✗ Your profile picture could give away too much personal information.
- ✗ Your personal details are visible to everyone so your safety may be compromised.
- ✗ You have connected with someone you don't know and they may not be trustworthy.



<https://mailmaze.bletchleypark.org.uk/#/>

ONLINE SAFETY BOOKS

Lots of fantastic books available with online safety messages.





AMAZING
ICI
ONLINE SAFETY

Further support

FURTHER SUPPORT AND RESOURCES

Internet Matters: <https://www.internetmatters.org/>

Lots of tips and advice for parents including how to set parental controls on devices.

UK Safer Internet Centre: <https://www.saferinternet.org.uk/advice-centre/parents-and-carers>

Lots of advice and resources from conversation starters to share with their children to safety tools on social networks and handy guides on different forms of technology their child may have.

Netware: <https://www.net-aware.org.uk/>

Handy guides for apps, games and social media sites

Think U Know: <https://www.thinkuknow.co.uk/parents/>

Lots of resources to support including online safety activity packs and how to report in



FURTHER SUPPORT AND RESOURCES: NATIONAL ONLINE SAFETY



Hundreds of online safety guides

Instant access to all of our award-winning guides, absolutely free, providing advice and guidance on the latests apps, games, platforms and devices.



Free parents course

Made up of four mini-courses, our online safety course for parents & carers focuses on how children from age 4 to 18 will use, engage with, and potentially be at risk by their online activity.



Everything you need to know in one place

Favourite your chosen guides and training to make your interface bespoke to you.

FURTHER SUPPORT AND RESOURCES: ESAFETY ADVISER

Edition 26 - Sept 2021

This month we're looking at:

What is the biggest online risk?

Are changes coming?

What is online disinhibition?

Online grooming increasing

 Children talking to strangers

[Click here to download](#)



<https://www.esafety-adviser.com/latest-newsletter/>



AMAZING
ICI
ONLINE SAFETY

Thank you for coming along