



Benchmarking Report Card 2019-20

This is the benchmarking report card for your school. It captures highlights of your school's spending compared with a small number of schools that share similar characteristics. The report card draws on published spending and staffing data from 2019-20 for local authority-maintained schools.

The first column in each chart shows your school. The school in the second column is the similar school that is geographically closest to your school. The remaining schools are those most statistically similar based on your school's free school meals (FSM) and special educational needs (SEN) rates. Primary, secondary, special schools are only compared with one another.

The report card can be used to stimulate discussion within the school leadership and governance team to discover where resources may be used more effectively, and to prompt more sharing of best practice among schools.

The report card might prompt you to look at the following:

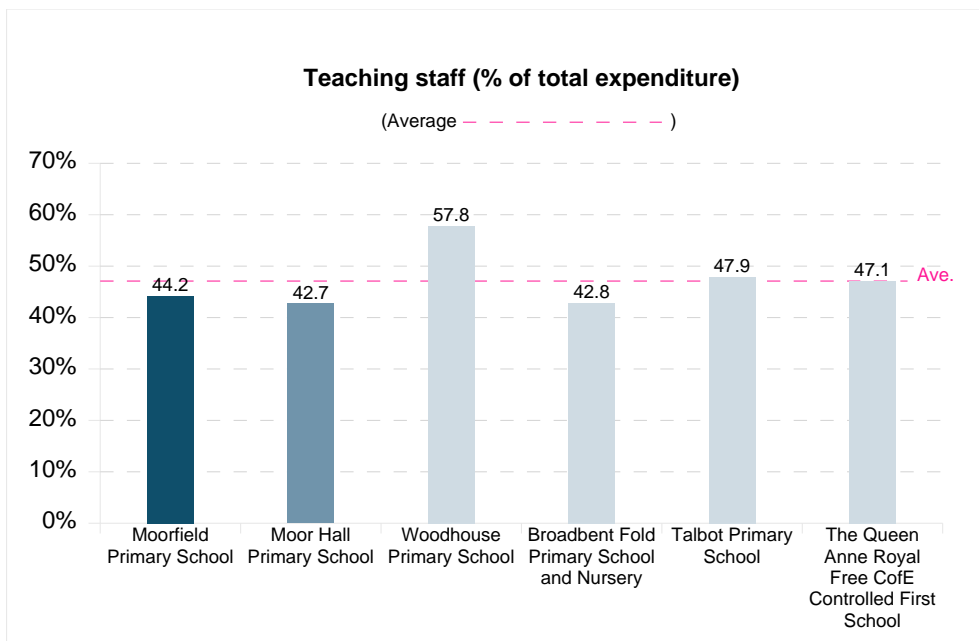
- Why are you spending more in a particular category than similar schools? Could you be more efficient or do you have unique circumstances compared with those schools?
- What might you do to achieve the greatest efficiency in that category?
- What could you learn by contacting the similar schools?

You can also use the [schools financial benchmarking service on GOV.UK](#) to compare similar schools' spending in more detail. This allows you to make a wide range of comparisons with other schools on different categories of spend, choose the criteria to identify schools to compare with and produce customised reports.

You can find further guidance and tools on school resource management [on GOV.UK](#).

Areas of interest for all schools

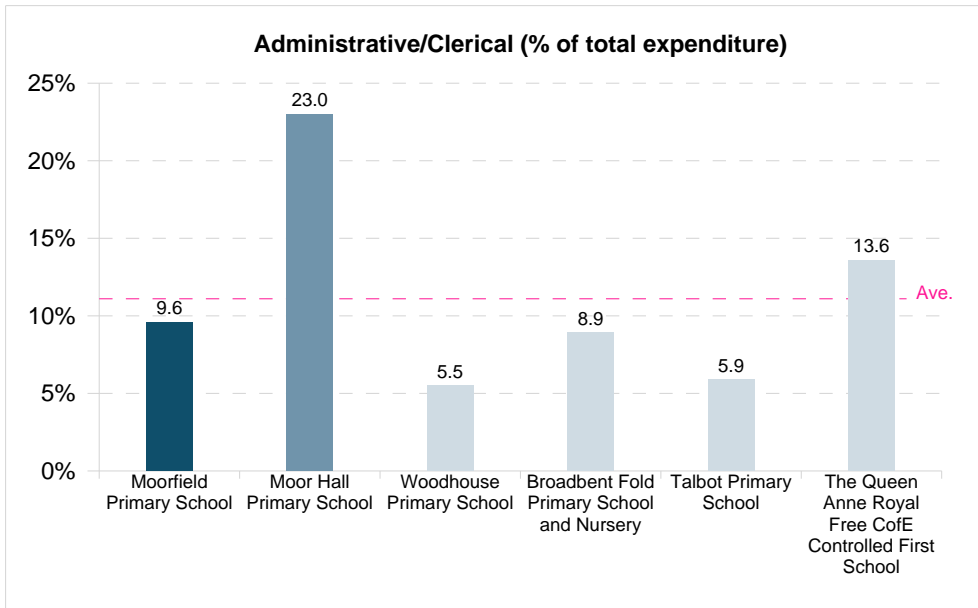
These charts identify areas that are likely to be relevant to all schools in ensuring they make the best use of their available resources.



Your current expenditure on teaching staff is below the average for your comparison group by 2.9 percentage points.

There is some evidence that greater relative spend on teachers tends to be associated with higher attainment. Of course, simply spending a greater proportion of a school budget on teaching does not guarantee results. The most efficient schools deploy their workforce effectively; taking care to review their staffing structures, focus on improving the quality of teaching and consider the best use of teachers' time.

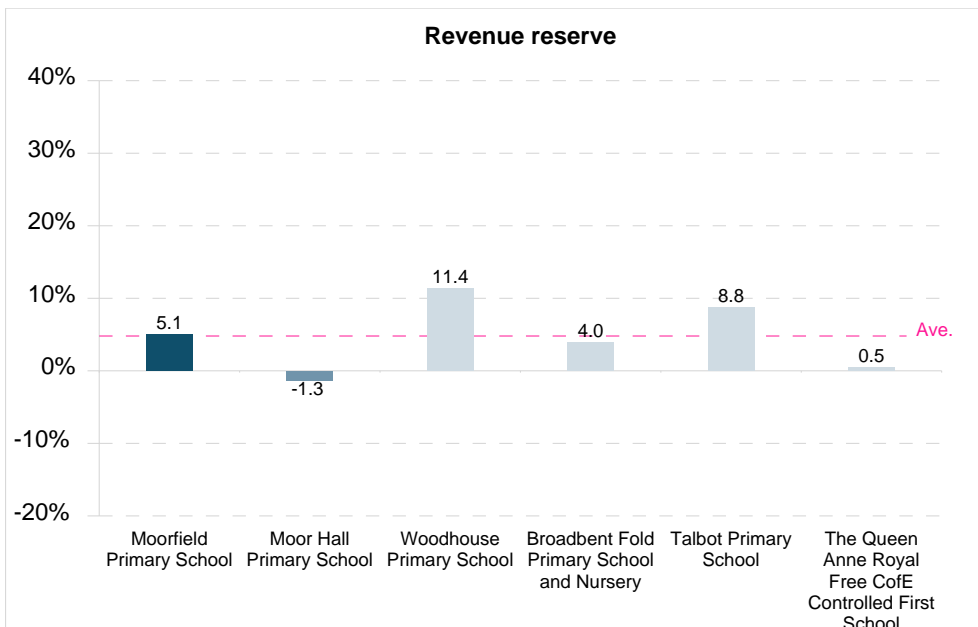
Given that spending on teachers makes up the majority of school spending, it's especially important to make sure you're managing your resources in the best way possible.



Your current expenditure on administrative/clerical functions is below the average for your comparison group by 1.5 percentage points.

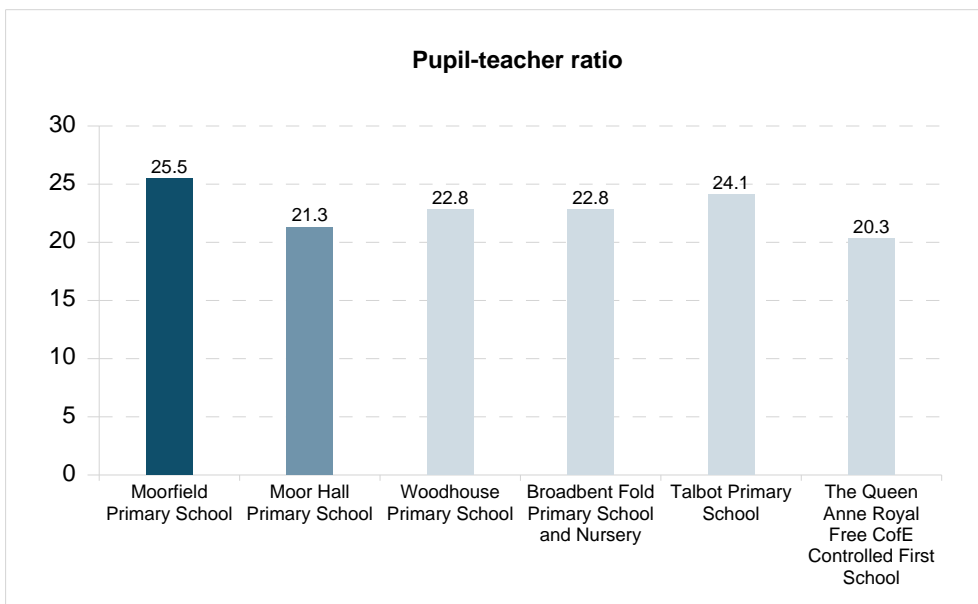
This category refers to spend on administrative and clerical staff, administrative supplies and bought-in services such as legal and auditor costs.

Efficiencies in administrative/clerical expenditure could be made by upskilling staff, changing professional services supplier or reducing waste. Greater collaboration can also achieve greater efficiency and increase buying power. For more procurement guidance please click [here](#).



Your current revenue reserve is above the average for your comparison group by 0.3 percentage points.

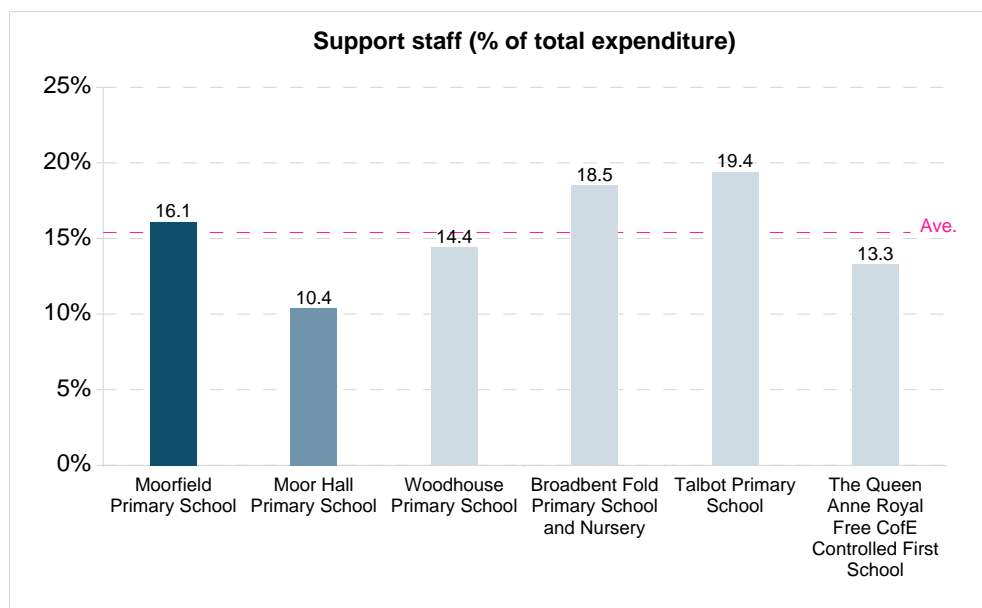
Keeping a modest level of revenue reserves from year to year is prudent, but if a school or trust is building up a substantial surplus there should be a clear plan for how it will be used to benefit pupils.



This graph shows the number of pupils to teachers. When reviewing staffing structures schools should consider pupil-teacher ratios in comparable schools, as well as allocation of classroom-based support staff.

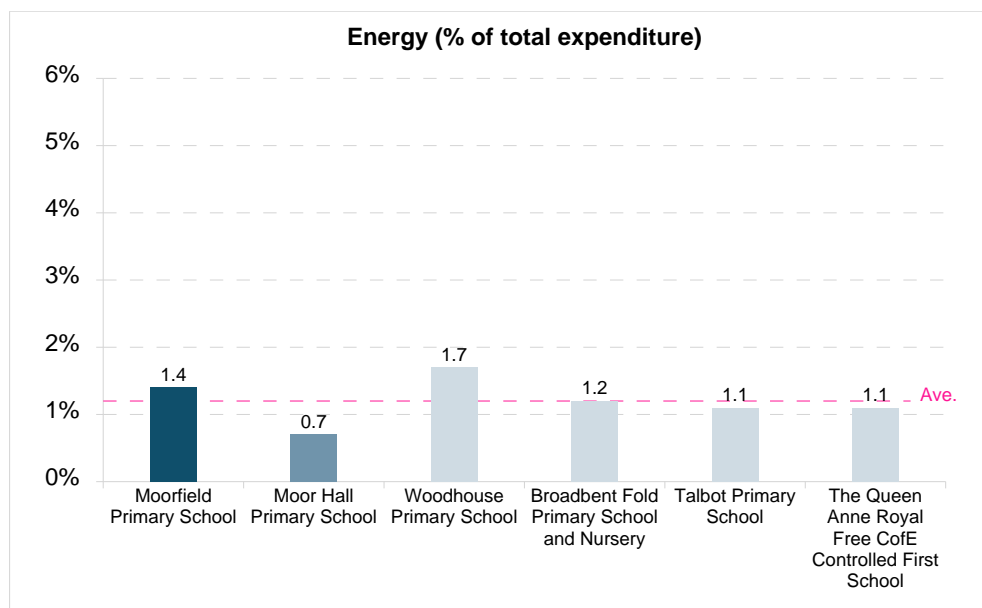
Areas for further investigation

The following areas have been identified as ones where your school may be able to improve the use of available resources. These are the expenditure categories where your expenditure is highest compared with the average of your comparison group.



Your current expenditure on support staff is above the average for your comparison group by 0.7 percentage points.

Support staff can play an important role in the all-round education of pupils, but it could be possible to make better use of resources by training existing staff in multiple roles or through timetabling improvements. In order to maximise the impact on pupil outcomes, support staff need to be carefully deployed. Schools could consider the Education Endowment Foundation's advice on teaching assistants [here](#).



Your current expenditure on energy is above the average for your comparison group by 0.2 percentage points.

Energy costs vary for a number of reasons. That said, there are often opportunities to save on the unit cost of energy by improving procurement, as well as to reduce the use of energy through better in-school practice. You can find recommended deals on GOV.UK

Your comparator schools

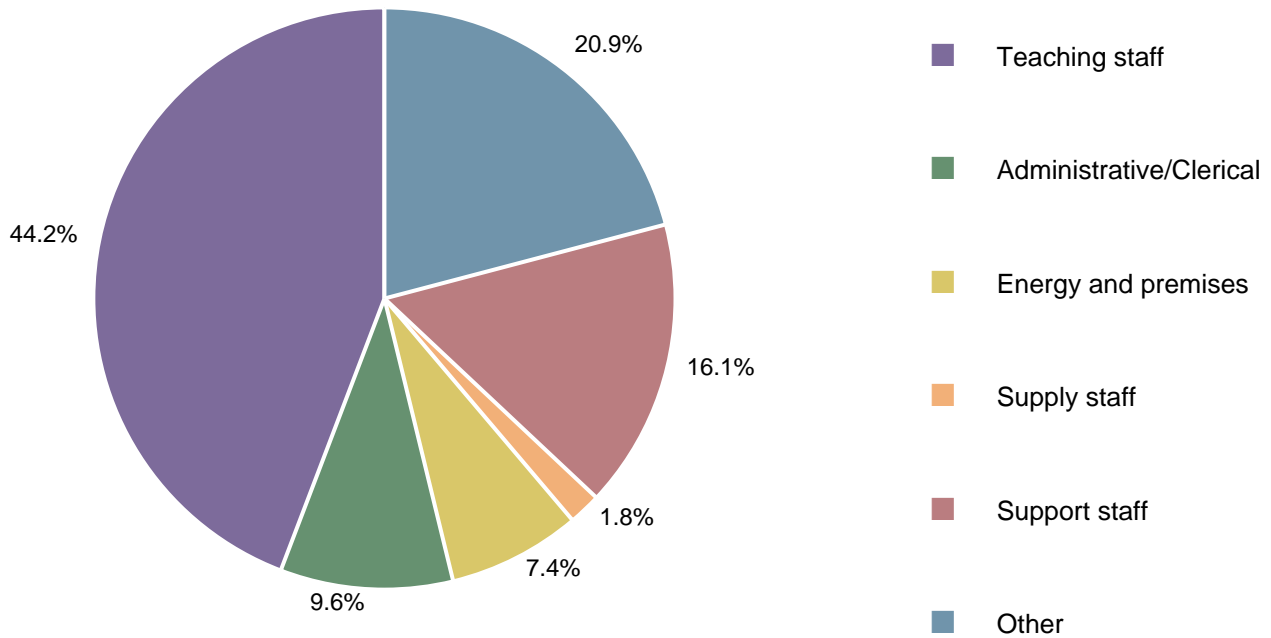
The following schools have been chosen on the basis that they have the most similar contextual information. The first comparator in the list is your school, the second is the closest school with similar SEN and FSM data, and the remaining schools are those of the same type with the most similar SEN and FSM data to yours.

School Name	LAESTAB	FSM %	SEN %	FTE pupils	Distance in miles	Spend per pupil (pounds)
Moorfield Primary School	8945203	5.0	6.1	279	N/A	4,552
Moor Hall Primary School	3302416	5.3	6.6	303	26.8	5,172
Woodhouse Primary School	3812081	4.8	6.2	419	69.1	4,202
Broadbent Fold Primary School and Nursery	3572025	5.2	6.0	228	50.8	4,717
Talbot Primary School	3832432	5.3	6.1	488	82.8	4,260
The Queen Anne Royal Free CofE Controlled First School	8683074	4.7	6.0	150	116.8	5,523

The following charts provide a summary of the school's total expenditure split into 6 high-level categories.

We have also included a summary of total expenditure of the most local similar school. For a more detailed comparison please also use the [schools financial benchmarking service on GOV.UK.](#)

Expenditure: Moorfield Primary School



Expenditure: Moor Hall Primary School

